

// CLASSIC-COLLECTION

TYPE AV CLASSICS

— THE
DOUBLE CANOPY UMBRELLA
—



FRAME

COLOUR

- white RAL 9010
- black RAL 9005
- silver RAL 9006
- Pole cover chrome

MECHANIC

- Hand crank

COVER

- MDT-tex[®] 260 FR
- PRECONTRAIT 480 g/m²
- PVC 680 g/m²

ANCHORINGS

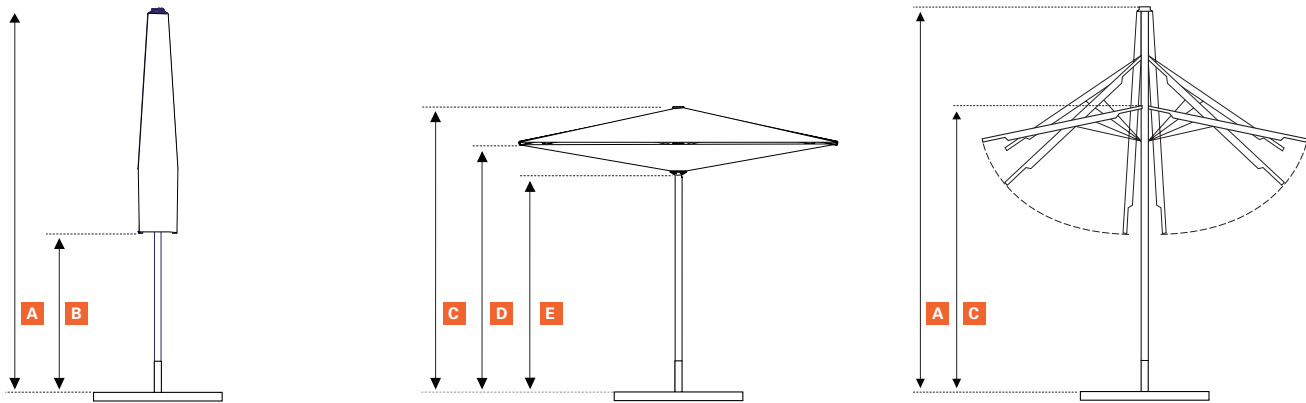
FRAME BASE

- Type 100
(3 x 3 m)




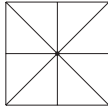
INGROUND TUBE

- Type 100
- Type 150

// DIMENSIONS & MEASURES

**DIMENSIONS ARE IN METERS**

*all measurements are rounded

				
	3x3	4x4	5x5	6x6
MASS				
Umbrella with packaging (kg)	75	84	97	140
Umbrella without packaging (kg)	65	74	87	130
Frame (kg)	60	68	80	120
Cover (kg)	5	6	7	10

CLOSED UMBRELLA

	3x3	4x4	5x5	6x6
A Closed height (cm)	372	381	455	590
B Distance from spokes to ground (cm)	168	107	110	180

OPENED UMBRELLA

	3x3	4x4	5x5	6x6
C Opened height (cm)	277	295	368	420
D Distance from spokes to ground (cm)	241	250	312	350
E High up to the hopper (cm)	213	213	274	295

PACKAGING DIMENSIONS

	3x3	4x4	5x5	6x6
Total length (cm)	372	381	455	590
Dimensions of cardboard packaging (cm)	40x40x360	40x40x360	40x40x440	45x45x440
Length of mast extruding from box (cm)	12	20	15	150

ACCESSORIES

	3x3	4x4	5x5	6x6
Foldable adapter Article No.	Type 100 06757	Type 100 06757	Type 100 06757	Type 150 12515
Frame base Article No.	Type 100/516 08098	-	-	-
Ground tube with water drain Article No.	Type 100 05738	Type 100 05738	Type 100 05738	Type 150 05738
Protective sleeve size Article No.	M 00962	L 00961	XL 06673	XXL 00676

all dimensions + weights given are approximate